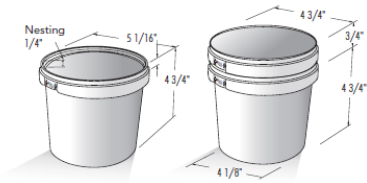


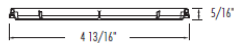
12 Series

1012 0.25 GAL. / 1 L

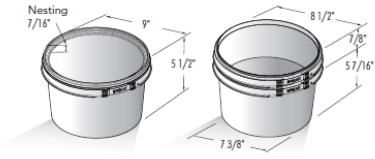


LID

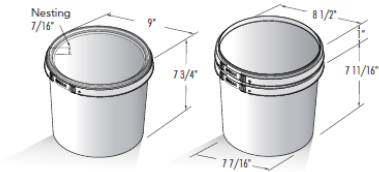
60378 Snap-on



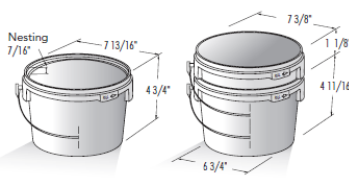
3812 1 GAL. / 3.8 L



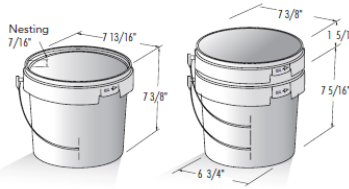
5012 1.5 GAL. / 5.5 L



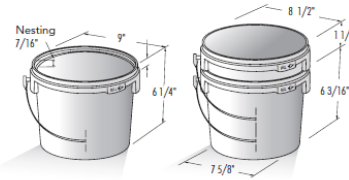
2512 0.7 GAL. / 2.5 L



3712 1.1 GAL. / 4.2 L

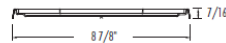


4012 1.1 GAL. / 4.5 L

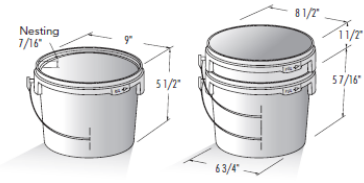


LID

60398 Hermetic

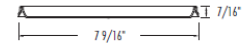


3012 0.9 GAL. / 3.2 L

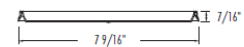


LIDS

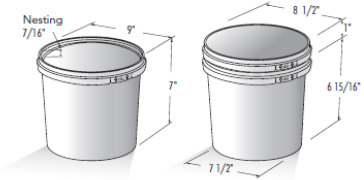
60353 Hermetic



62327 Non-hermetic



4412 1.3 GAL. / 5 L

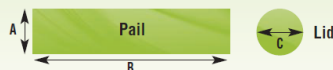


MODEL	PRODUCT CODE	CAPACITY UNDER LID		WALL THICKNESS		APPROX. WEIGHT		HANDLE	ITEMS PER BUNDLE	BUNDLES PER PALLET	ITEMS PER PALLET	ITEMS PER 53' TRUCKLOAD *
		L	U.S. GAL.	MM	IN.	G	OZ.					
PAILS												
1012	60346	1.07	0.28	0.762	0.030	40	1.4	—	400**	16***	6 400	150 400
2512	60371	2.55	0.67	0.89	0.035	88	3.1	Plastic	720	3	2 160	47 520
3012	60372	3.25	0.85	0.89	0.035	106	3.7	Plastic	600	3	1 800	40 800
3712	60383	4.2	1.1	0.94	0.037	132	4.66	Plastic	540	3	1 620	37 260
3812	60385	3.9	1.03	0.89	0.035	118	4.16	Plastic	696	3	2 088	45 240
4012	60377	4.44	1.17	0.89	0.035	150	5.3	Plastic	368	3	1 104	26 496
4412	62329	5	1.3	0.89	0.035	146	5.15	Plastic	576	3	1 728	38 592
5012	60391	5.67	1.5	0.89	0.035	156	5.5	Plastic	576	3	1 728	38 592
LIDS												
PRODUCT CODE	ASSOCIATED PAIL									ITEMS PAR BOX	BOXES PER PALLET	
60378	1012	0.64	0.025	9	0.3	1 620	20	32 400				
60353	2512, 3012, 3712	1.14	0.045	40	1.4	396	20	7 920				
62327	2512, 3012, 3712	1.14	0.045	40	1.4	420	20	8 400				
60398	3812, 4012, 4412, 5012	0.69	0.027	34	1.19	360	20	7 200				

DECORATION

1 DRY OFFSET: Pail and lid

- Up to 6 colors on containers and lids except for 60398 up to 4 colors.



2 IN MOLD LABELING (IML): Pail 3812 and 4412

- 4 color process (CMYK)
- 2 additional PMS colors if required



MODEL	A		B		LID	C	
	cm	in.	cm	in.		cm	in.
1012	8.3	3.25	34.9	13.75	60378	9.6	3.75
2512	7.3	2.88	54.6	21.5	60353	15.2	6
3012	10	3.94	55.5	21.88	62327	15.2	6
3712	11	4.38	55.5	21.88	60398	15.2	6
3812	8.25	3.25	62.5	24.63			
4012	8.25	3.25	62.5	24.63			
4412	12	4.75	62.7	24.7			
5012	13.9	5.50	59.7	23.52			

MODEL	A		B	
	cm	in.	cm	in.
3812	11.8	4.65	63.1	24.84
4412	15.5	6.1	63.6	25.04